

CABLE

CABLE



TECHNICAL DATA

THIN WALL SINGLE CORE AUTO CABLES

High temperature thin wall low voltage wiring cables suitable for use in the automotive, marine and allied industries. These cables are specified as standard by manufacturers throughout Europe due to their high performance characteristics.

SPECIFICATION

- Manufactured in accordance with ISO 6722-1:2011 (Class B).
- Suitable for 12v or 24v systems (Maximum voltage 60v).
- Plain copper conductors to BS EN 60228:2005, PVC insulated.
- Suitable for use at temperatures from -40°C to 105°C with excursions up to 120°C.
- Reduced insulation gives considerable savings in weight and volume especially when used in large wiring harnesses.
- Good resistance to petrol, diesel, lubricating oils and diluted acids.
- Good resistance to moisture.
- Hard grade PVC insulation offers good resistance to abrasion and cut through.
- Technical data sheet available on request.
- Visit our website or contact the sales team for a list of available colours.
- The conductor specifications shown are representative configurations. Actual cable strand may differ slightly.

COLOUR ABBREVIATIONS

- | | |
|-------------------|-------------|
| • Black: B | • Orange: O |
| • Blue: U | • Pink: K |
| • Brown: N | • Purple: P |
| • Green: G | • Red: R |
| • Grey: S | • White: W |
| • Light Green: LG | • Yellow: Y |




CABLE

THIN WALL CABLES

THIN WALL SINGLE CORE AUTO CABLES

Cores manufactured to ISO 6722-1:2011 (Class B) 105°C. Plain copper conductors.



Part No	*Conductor Specification (mm)	Conductor Cross Section (mm ²)	Maximum Overall Diameter (mm)	Maximum Loading (Watts)		Maximum Resistance Per Metre at 20°C (Ohms)	Reel Sizes (Metres)
				12 Volts	24 Volts		
TW.35	12/0.20	0.35	1.40	84	168	0.0544	500
TW.5	16/0.20	0.5	1.60	132	264	0.0371	50, 100, 500
TW.75	24/0.20	0.75	1.75	168	336	0.0247	50, 100, 500
TW1.0	32/0.20	1.0	1.95	198	396	0.0185	30, 50, 100, 500
TW1.5	21/0.30	1.5	2.30	252	504	0.0127	50, 100, 500
TW2.0	28/0.30	2.0	2.55	300	600	0.00942	30, 50, 100, 500
TW2.5	35/0.30	2.5	2.75	348	696	0.00760	50, 100, 300
TW3.0	44/0.30	3.0	3.20	396	792	0.00615	30, 100, 300
TW4.0	56/0.30	4.0	3.50	468	936	0.00471	30, 100, 300
TW4.5	65/0.30	4.5	3.90	504	1008	0.00406	30, 100, 300
TW6.0	84/0.30	6.0	4.10	600	1200	0.00314	30, 100, 300
TW7.0	97/0.30	7.0	5.05	684	1368	0.00279	30, 100
TW8.5	120/0.30	8.5	5.50	756	1512	0.00220	30, 100
TW10.0	80/0.40	10.0	5.60	840	1680	0.00182	30, 100
TW16.0	126/0.40	16.0	7.30	1320	2640	0.00116	10, 30, 100
TW25.0	196/0.40	25.0	8.45	2040	4080	0.000743	10, 30, 100

*The conductor specifications shown are representative configurations.

Actual cable strand may differ slightly, but will meet resistance values shown.

THIN WALL SINGLE CORE BOX PACK CABLES

Cores manufactured to ISO 6722-1:2011 (Class B) 105°C. Plain copper conductors.

Part No	*Conductor Specification (mm)	Conductor Cross Section (mm ²)	Half Box Pack Length	Standard Box Pack Length
TW.35	12/0.20	0.35	3000	6000
TW.5	16/0.20	0.5	2500	5000
TW.75	24/0.20	0.75	2500	5000
TW1.0	32/0.20	1.0	1750	3500
TW1.5	21/0.30	1.5	1250	2500
TW2.0	28/0.30	2.0	1000	2000
TW2.5	35/0.30	2.5	750	1500
TW3.0	44/0.30	3.0	625	1250
TW4.0	56/0.30	4.0	500	1000
TW4.5	65/0.30	4.5	400	800
TW6.0	84/0.30	6.0	300	600



*The conductor specifications shown are representative configurations.

Actual cable strand may differ slightly, but will meet resistance values shown.

CABLE

THIN WALL CABLES

THIN WALL 2 CORE AUTO CABLES (FLAT TWINS)



Cores manufactured to ISO 6722-1:2011 (Class B) 105°C. Plain copper conductors, PVC sheathed 70°C.



Part No	*Conductor Specification (mm)	Conductor Cross Section (mm ²)	Maximum Overall Dimensions (mm)	Sheath Colour	Core Colours	Reel Sizes (Metres)
TW02/06	2 x 16/0.20	2 x 0.5	2.7 x 4.6	Black	Black, Red	30, 100
TW02/04	2 x 24/0.20	2 x 0.75	3.1 x 4.9	Black		30, 100
TW02/01	2 x 32/0.20	2 x 1.0	3.0 x 5.0	Black		30, 50, 100, 500
TW02/05	2 x 21/0.30	2 x 1.5	3.5 x 5.8	Black		30, 100
TW02/02	2 x 28/0.30	2 x 2.0	3.9 x 6.5	Black		30, 50, 100
TW02/07	2 x 35/0.30	2 x 2.5	3.9 x 6.7	Black		30, 100
TW02/08	2 x 44/0.30	2 x 3.0	4.3 x 7.5	Black		30, 100
TW02/09	2 x 65/0.30	2 x 4.5	5.6 x 9.4	Black		30, 100

*The conductor specifications shown are representative configurations.

Actual cable strand may differ slightly, but will meet resistance values shown. Please refer to single core for resistance values.

We stock a variety of sheath and core colours.

Please contact the sales team or visit our website for a list of available colours.

THIN WALL 2 CORE AUTO CABLES (ROUND TWINS)



Cores manufactured to ISO 6722-1:2011 (Class B) 105°C. Plain copper conductors, PVC sheathed 70°C.



Part No	*Conductor Specification (mm)	Conductor Cross Section (mm ²)	Maximum Overall Diameter (mm)	Sheath Colour	Core Colours	Reel Sizes (Metres)
TW02/21	2 x 16/0.20	2 x 0.5	5.2	Black	Black, Red	30, 100
TW02/22	2 x 24/0.20	2 x 0.75	5.3	Black		30, 100
TW02/03	2 x 32/0.20	2 x 1.0	5.0	Black		30, 100
TW02/25	2 x 21/0.30	2 x 1.5	6.4	Black		30, 100
TW02/24	2 x 28/0.30	2 x 2.0	6.8	Black		30, 100
TW02/26	2 x 35/0.30	2 x 2.5	6.7	Black		30, 100

*The conductor specifications shown are representative configurations.

Actual cable strand may differ slightly, but will meet resistance values shown. Please refer to single core for resistance values.

THIN WALL CABLES

THIN WALL 3 CORE AUTO CABLES

Cores manufactured to ISO 6722-1:2011 (Class B) 105°C. Plain copper conductors, PVC sheathed 70°C.



Part No	*Conductor Specification (mm)	Conductor Cross Section (mm ²)	Maximum Overall Diameter (mm)	Sheath Colour	Core Colours	Reel Sizes (Metres)
TW03/03	3 x 24/0.20	3 x 0.75	5.7	Black	Black, Red, Green	30, 100
TW03/01	3 x 32/0.20	3 x 1.0	5.5	Black		30, 100
TW03/04	3 x 21/0.30	3 x 1.5	5.9	Black		30, 100
TW03/02	3 x 28/0.30	3 x 2.0	7.3	Black		30, 100

*The conductor specifications shown are representative configurations.

Actual cable strand may differ slightly, but will meet resistance values shown. Please refer to single core for resistance values.

THIN WALL 4 CORE AUTO CABLES

Cores manufactured to ISO 6722-1:2011 (Class B) 105°C. Plain copper conductors, PVC sheathed 70°C.



Part No	*Conductor Specification (mm)	Conductor Cross Section (mm ²)	Maximum Overall Diameter (mm)	Sheath Colour	Core Colours	Reel Sizes (Metres)
TW04/02	4 x 24/0.20	4 x 0.75	5.9	Black	Brown, Green, Red, White	30, 100
TW04/01	4 x 32/0.20	4 x 1.0	5.8	Black		30, 100
TW04/03	4 x 21/0.30	4 x 1.5	7.6	Black		30, 100

*The conductor specifications shown are representative configurations.

Actual cable strand may differ slightly, but will meet resistance values shown. Please refer to single core for resistance values.

CABLE

THIN WALL CABLES

THIN WALL 5 CORE AUTO CABLES



Cores manufactured to ISO 6722-1:2011 (Class B) 105°C. Plain copper conductors, PVC sheathed 70°C.



Part No	*Conductor Specification (mm)	Conductor Cross Section (mm ²)	Maximum Overall Diameter (mm)	Sheath Colour	Core Colours	Reel Sizes (Metres)
TW05/02	5 x 24/0.20	5 x 0.75	6.3	Black	Brown, Green, Red, White, Yellow	30, 100
TW05/01	5 x 32/0.20	5 x 1.0	6.3	Black		30, 100
TW05/03	4 x 32/0.20 1 x 28/0.30	4 x 1.0 1 x 2.0	7.6	Black		30, 100

*The conductor specifications shown are representative configurations.

Actual cable strand may differ slightly, but will meet resistance values shown. Please refer to single core for resistance values.

THIN WALL 7 CORE AUTO CABLES



Cores manufactured to ISO 6722-1:2011 (Class B) 105°C. Plain copper conductors, PVC sheathed 70°C.



Part No	*Conductor Specification (mm)	Conductor Cross Section (mm ²)	Maximum Overall Diameter (mm)	Sheath Colour	Core Colours	Reel Sizes (Metres)
TW07/03	7 x 16/0.20	7 x 0.5	6.0	Black	Black, Red, Green, Yellow, Brown, White, Blue	30, 100
TW07/01	7 x 24/0.20	7 x 0.75	6.8	Black		30, 100
TW07/04	7 x 32/0.20	7 x 1.0	7.4	Black		30, 100
TW07/02	6 x 32/0.20 1 x 28/0.30	6 x 1.0 1 x 2.0	8.3	Black		30, 100
TW07/07	6 x 21/0.30 1 x 35/0.30	6 x 1.5 1 x 2.5	10.1	Grey		30, 100

*The conductor specifications shown are representative configurations.

Actual cable strand may differ slightly, but will meet resistance values shown. Please refer to single core for resistance values.

THIN WALL CABLES

THIN WALL 8 CORE AUTO CABLE

Cores manufactured to ISO 6722-1:2011 (Class B) 105°C. Plain copper conductors, PVC sheathed 70°C.



Part No	*Conductor Specification (mm)	Conductor Cross Section (mm ²)	Maximum Overall Diameter (mm)	Sheath Colour	Core Colours	Reel Sizes (Metres)
TW08/01	7 x 32/0.20 1 x 28/0.30	7 x 1.0 1 x 2.0	8.80	Black	Black, Red, Blue, Yellow, Purple, Brown, White, Green	50, 100

*The conductor specifications shown are representative configurations.

Actual cable strand may differ slightly, but will meet resistance values shown. Please refer to single core for resistance values.

THIN WALL 10 CORE AUTO CABLE

Cores manufactured to ISO 6722-1:2011 (Class B) 105°C. Plain copper conductors, PVC sheathed 70°C.




Part No	*Conductor Specification (mm)	Conductor Cross Section (mm ²)	Maximum Overall Diameter (mm)	Sheath Colour	Core Colours	Reel Sizes (Metres)
TW10/01	9 x 32/0.20 1 x 28/0.30	9 x 1.0 1 x 2.0	10.90	Black	Black, Red, Green, Grey, Blue, Yellow, Brown, Orange, Purple, White	50, 100

*The conductor specifications shown are representative configurations.

Actual cable strand may differ slightly, but will meet resistance values shown. Please refer to single core for resistance values.

THIN WALL 13 CORE AUTO CABLES

Cores manufactured to ISO 6722-1:2011 (Class B) 105°C. Plain copper conductors, PVC sheathed 70°C.



Part No	*Conductor Specification (mm)	Conductor Cross Section (mm ²)	Maximum Overall Diameter (mm)	Sheath Colour	Core Colours	Reel Sizes (Metres)
TW13/01	12 x 21/0.30 1 x 35/0.30	12 x 1.5 1 x 2.5	12.30	Black	Yellow, Blue, Green, Brown, Red/Black, Black, Red, Pink, Purple, Grey, White, Light-Brown, Orange	50
TW13/02	8 x 30/0.25 5 x 50/0.25	8 x 1.5 5 x 2.5	13.20	Black	Yellow, Blue, Green, Brown, White, Black, Red, Pink, Orange, Grey, White/Black, White/Blue, White/Red	10, 30, 50

*The conductor specifications shown are representative configurations.

Actual cable strand may differ slightly, but will meet resistance values shown. Please refer to single core for resistance values.

CABLE

BATTERY CABLES

PVC FLEXIBLE BATTERY / STARTER CABLES



Single insulated battery / starter cables. Resistant to petrol, lubricating oils and diluted acids.
Plain copper conductors, PVC insulated -15°C to 70°C.



Part No	*Conductor Specification (mm)	Conductor Cross Section (mm ²)	Maximum Overall Diameter (mm)	Resistance Per Metre at 20°C (Ohms)	Sheath Colours	Reel Sizes (Metres)
934	196/0.40	25	9.7	0.0008	Black, Red	10, 30, 100
935	315/0.40	40	12.2	0.0005	Black, Red	10, 30, 50
936	392/0.40	50	13.3	0.0004	Black, Red	10, 30, 50
937	475/0.40	60	14.6	0.0003	Black, Red	10, 30, 50

*The conductor specifications shown are representative configurations.
Actual cable strand may differ slightly, but will meet resistance values shown.

PVC BATTERY / WELDING CABLES



Single insulated extra flexible battery / welding cables designed for use in tough working environments. Resistant to petrol, lubricating oils and diluted acids.
Plain copper conductors, PVC insulated -30°C to 70°C.



Part No	*Conductor Specification (mm)	Conductor Cross Section (mm ²)	Maximum Overall Diameter (mm)	Resistance Per Metre at 20°C (Ohms)	Sheath Colours	Reel Sizes (Metres)
PVC16	203/0.30	16	8.3	0.00126	Black, Red	10, 30, 100
PVC20	266/0.30	20	9.0	0.00096	Black, Red	10, 30, 100
PVC25	322/0.30	25	10.1	0.00077	Black, Red	10, 30, 100
PVC35	455/0.30	35	11.8	0.00056	Black, Red	10, 30, 100
PVC40	539/0.30	40	12.7	0.00050	Black, Red	10, 30, 50
PVC50	637/0.30	50	13.3	0.00039	Black, Red	10, 30, 50
PVC60	805/0.30	60	15.0	0.00033	Black, Red	10, 30, 50
PVC70	912/0.30	70	15.5	0.00029	Black, Red	10, 30, 50
PVC95	684/0.40	95	17.9	0.00020	Black, Red	10, 50
PVC120	893/0.40	120	19.7	0.00015	Black, Red	NON-STOCK made to order
PVC150	1178/0.40	150	22.0	0.00011	Black, Red	NON-STOCK made to order

*The conductor specifications shown are representative configurations.
Actual cable strand may differ slightly, but will meet resistance values shown.

BATTERY CABLES

DOUBLE INSULATED BATTERY / WELDING CABLES

Double insulated extra flexible battery / welding cables designed to withstand severe climatic and mechanical conditions. Resistant to petrol, lubricating oils and diluted acids. The sheath remains flexible at both high and low temperatures and is flame retardant.

Manufactured in accordance with BS638 part 4 standard.

Tinned copper conductors (orange only). High temperature separator. Butyl rubber insulation, rubber sheath 85°C.



Part No	*Conductor Specification (mm)	Conductor Cross Section (mm ²)	Maximum Overall Diameter (mm)	Sheath Colours	Reel Size (Metres)
W16	513/0.20	16	9.7	**Black, Orange	100
W25	783/0.20	25	11.2	**Black, Orange	100
W35	1107/0.20	35	12.4	**Black, Orange	100
W50	1566/0.20	50	14.3	**Black, Orange	100
W70	2214/0.20	70	16.3	**Black, Orange	100

*The conductor specifications shown are representative configurations.

Actual cable strand may differ slightly.

**Copper conductors on the black sheathed cables are not tinned.

TINNED COPPER EARTHING BRAIDS

Manufactured in accordance with BS6862 Part 1 1971, where applicable. Tinned copper conductors.



Part No	*Conductor Specification (mm)	Conductor Cross Section (mm ²)	Maximum Overall Diameter (mm)	Configuration	Reel Sizes (Metres)
400	16/16/0.30	19	7.2	Round	10
401	16/32/0.30	37	11.1	Round	10, 30

*The conductor specifications shown are representative configurations.

Actual cable strand may differ slightly.



TECHNICAL DATA

PVC SINGLE CORE AUTO CABLES

General purpose low voltage wiring cables suitable for use in the automotive, marine and allied industries.

SPECIFICATION

- Manufactured in accordance with BS6862 Part 1 1971, where applicable.
- Suitable for 12v and 24v systems (maximum 100v).
- Plain copper conductors, PVC insulation.
- Suitable for use at temperatures from -30°C to 70°C.
- Resistant to petrol, diesel, lubricating oils and diluted acids.
- Technical data sheet available on request.
- Visit our website or contact the sales team for a list of available colours.
- The conductor specifications shown are representative configurations. Actual cable strand may differ slightly.

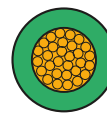
CABLE

PVC CABLES

PVC SINGLE CORE AUTO CABLES

Manufactured in accordance with BS6862 Part 1 1971, where applicable.

Plain copper conductors, PVC insulated 70°C.



Part No	*Conductor Specification (mm)	Conductor Cross Section (mm ²)	Maximum Overall Diameter (mm)	Maximum Loading (Watts)		Maximum Resistance Per Metre at 20°C (Ohms)	Reel Size (Metres)
				12 Volts	24 Volts		
1598	9/0.30	0.65	2.5	69	138	0.0294	50
1600	14/0.30	1.0	2.7	105	210	0.0189	50
1603	28/0.30	2.0	3.4	210	420	0.0094	50
1605	44/0.30	3.0	4.2	330	660	0.0060	50
1606	65/0.30	4.5	5.1	420	840	0.0041	30

*The conductor specifications shown are representative configurations.

Actual cable strand may differ slightly, but will meet resistance values shown.

PVC 2 CORE AUTO CABLES (FLAT TWINS)

Manufactured in accordance with BS6862 Part 1 1971, where applicable.

Plain copper conductors, PVC insulated and sheathed 70°C.



Part No	*Conductor Specification (mm)	Conductor Cross Section (mm ²)	Maximum Overall Dimensions (mm)	Sheath Colour	Core Colours	Reel Sizes (Metres)
1649	2 x 9/0.30	2 x 0.65	6.00 x 3.55	Black	Black, Red	30, 100
1650	2 x 14/0.30	2 x 1.0	6.50 x 3.85	Black		30, 100
1652	2 x 28/0.30	2 x 2.0	7.55 x 4.35	Black		30, 100

*The conductor specifications shown are representative configurations.

Actual cable strand may differ slightly, but will meet resistance values shown. Please refer to single core for resistance values.

PVC 3 CORE AUTO CABLE

Manufactured in accordance with BS6862 Part 1 1971, where applicable.

Plain copper conductors, PVC insulated and sheathed 70°C.



Part No	*Conductor Specification (mm)	Conductor Cross Section (mm ²)	Maximum Overall Diameter (mm)	Sheath Colour	Core Colours	Reel Sizes (Metres)
948	3 x 14/0.30	3 x 1.0	7.5	Black	Black, Green, Red	30, 100

*The conductor specifications shown are representative configurations.

Actual cable strand may differ slightly, but will meet resistance values shown. Please refer to single core for resistance values.

CABLE

PVC CABLES

PVC 4 CORE AUTO CABLE



Manufactured in accordance with BS6862 Part 1 1971, where applicable.

Plain copper conductors, PVC insulated and sheathed 70°C.



Part No	*Conductor Specification (mm)	Conductor Cross Section (mm ²)	Maximum Overall Diameter (mm)	Sheath Colour	Core Colours	Reel Sizes (Metres)
960	4 x 14/0.30	4 x 1.0	8.75	Black	Brown, Green, Red, White	30, 100

*The conductor specifications shown are representative configurations.

Actual cable strand may differ slightly, but will meet resistance values shown. Please refer to single core for resistance values.

PVC 5 CORE AUTO CABLES



Manufactured in accordance with BS6862 Part 1 1971, where applicable.

Plain copper conductors, PVC insulated and sheathed 70°C.



Part No	*Conductor Specification (mm)	Conductor Cross Section (mm ²)	Maximum Overall Diameter (mm)	Sheath Colour	Core Colours	Reel Sizes (Metres)
951	5 x 9/0.30	5 x 0.65	8.3	Black	Brown, Green, Red, White, Yellow	30, 100
998	5 x 14/0.30	5 x 1.0	8.9	Black		30, 100

*The conductor specifications shown are representative configurations.

Actual cable strand may differ slightly, but will meet resistance values shown. Please refer to single core for resistance values.

PVC 7 CORE AUTO CABLES



Manufactured in accordance with BS6862 Part 1 1971, where applicable.

Plain copper conductors, PVC insulated and sheathed 70°C.



Part No	*Conductor Specification (mm)	Conductor Cross Section (mm ²)	Maximum Overall Diameter (mm)	Sheath Colour	Core Colours	Reel Sizes (Metres)
953	7 x 16/0.20	7 x 0.5	8.4	Black	Black, Red, Green, Yellow, Brown, White, Blue	30, 100
952	7 x 9/0.30	7 x 0.65	8.9	Black		30, 100
999	6 x 14/0.30 1 x 28/0.30	6 x 1.0 1 x 2.0	10.2	Black		30, 100

*The conductor specifications shown are representative configurations.

Actual cable strand may differ slightly, but will meet resistance values shown. Please refer to single core for resistance values.

CABLE

PVC CABLES

STEREO SPEAKER TWIN CABLES

Twin flat figure of 8 cables suitable for wiring speaker systems in vehicles and in the home.

Plain copper conductors, PVC insulated.



Part No	*Conductor Specification (mm)	Conductor Cross Section (mm ²)	Maximum Overall Dimensions (mm)	Current Rating (Amps)	Sheath Colours	Reel Sizes (Metres)
550	2 x 12/0.20	2 x 0.35	3.6 x 1.7	2	Black—Black/White	30, 100, 500
551	2 x 16/0.20	2 x 0.5	3.9 x 1.9	3	Black—Black/White	30, 100, 500
552	2 x 24/0.20	2 x 0.75	4.3 x 2.1	6	Black—Black/Red	30, 100, 500
553	2 x 32/0.20	2 x 1.0	4.7 x 2.3	10	Black—Black/Blue	30, 100
554	2 x 21/0.30	2 x 1.5	5.9 x 2.9	15	Black—Black/White	30, 100

*The conductor specifications shown are representative configurations.

Actual cable strand may differ slightly. Actual cable strand may differ slightly.

Please contact the sales team if the colour combination you require is not listed.

PVC IGNITION CABLE (HIGH TENSION)

Manufactured in accordance with BS6862 Part 1 1971, where applicable.

Plain copper conductors, PVC insulated and sheathed 70°C.



Part No	*Conductor Specification (mm)	Conductor Cross Section (mm ²)	Maximum Overall Diameter (mm)	Sheath Colours	Reel Sizes (Metres)
77	21/0.30	1.5	7.0	Black, Red	30, 100

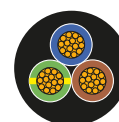
*The conductor specifications shown are representative configurations.

Actual cable strand may differ slightly. Actual cable strand may differ slightly.

RUBBER 3 CORE MAINS CABLES

3 core Tough Rubber Sheathed (T.R.S.) cables suitable for 110–240 volt mains application.

Manufactured in accordance with BS6500. Plain copper conductors, rubber insulated and sheathed.




Part No.	*Conductor Specification (mm)	Conductor Cross Section (mm ²)	Sheath Colour	Core Colours	Reel Size (Metres)
3183RB	3 x 24/0.20	3 x 0.75	Black	Blue, Brown, Green/Yellow	50
3183RC	3 x 32/0.20	3 x 1.0	Black		50
3183RD	3 x 30/0.25	3 x 1.5	Black		50

*The conductor specifications shown are representative configurations.

Actual cable strand may differ slightly. Actual cable strand may differ slightly.

CABLE



TECHNICAL DATA

OCEANFLEX® TINNED COPPER CABLES

High temperature thin wall low voltage wiring cables suitable for use in automotive, marine and other harsh environments. The tinned copper conductors make this cable more resistant to corrosion.

SPECIFICATION

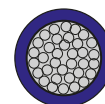
- Manufactured in accordance with ISO 6722-1:2011 (class B).
- Suitable for 12v and 24v systems (maximum 60v).
- Tinned Copper Conductors, PVC insulated.
- Suitable for use at temperatures from -40°C to 105°C with excursions up to 120°C.
- Good resistance to petrol, diesel, lubricating oils and diluted acid.
- Very good resistance to moisture.
- Hard grade PVC insulation saves weight and offers good resistance to abrasion and cut through.
- Cables are printed with the specification on the insulation.
- Technical data sheet available on request.
- Visit our website or contact the sales team for a list of available colours.
- The conductor specifications shown are representative configurations. Actual cable strand may differ slightly.

CABLE

OCEANFLEX® CABLES

TINNED COPPER SINGLE CORE CABLES

Cores manufactured to ISO 6722-1:2011 (Class B) 105°C. Tinned Copper Conductors.



Part No	*Conductor Specification (mm)	Conductor Cross Section (mm ²)	Maximum Overall Diameter (mm)	Maximum Loading (Watts)		Maximum Resistance Per Metre at 20°C (Ohms)	Reel Sizes (Metres)
				12 Volts	24 Volts		
CM1.0	32/0.20	1.0	2.1	198	396	0.0191	Trial Size Made to Order
CM1.5	21/0.30	1.5	2.4	252	504	0.0130	50, 100, 500
CM2.5	35/0.30	2.5	3.0	348	696	0.00782	50, 100, 500
CM4.0	56/0.30	4.0	3.7	468	936	0.00485	30, 100, 500
CM6.0	84/0.30	6.0	4.3	600	1200	0.00323	30, 100, 500
CM10.0	80/0.40	10.0	6.0	840	1680	0.00185	30, 100

*The conductor specifications shown are representative configurations.

Actual cable strand may differ slightly, but will meet resistance values shown.

TINNED COPPER 2 CORE CABLES (FLAT TWINS)

Cores manufactured to ISO 6722-1:2011 (Class B) 105°C. Tinned Copper Conductors, PVC sheathed 70°C.



Part No	*Conductor Specification (mm)	Conductor Cross Section (mm ²)	Maximum Overall Dimensions (mm)	Sheath Colours	Core Colours	Reel Sizes (Metres)
CM02/05	2 x 21/0.30	2 x 1.5	3.5 x 5.8	White, Black	Red, Black	30, 100
CM02/07	2 x 35/0.30	2 x 2.5	3.9 x 6.7	Black		30, 100

*The conductor specifications shown are representative configurations.

Actual cable strand may differ slightly, but will meet resistance values shown. Please refer to single core for resistance values.

TINNED COPPER 2 CORE CABLES (ROUND TWINS)

Cores manufactured to ISO 6722-1:2011 (Class B) 105°C. Tinned Copper Conductors, PVC sheathed 70°C.



Part No	*Conductor Specification (mm)	Conductor Cross Section (mm ²)	Maximum Overall Diameter (mm)	Sheath Colour	Core Colours	Reel Sizes (Metres)
CM02/25	2 X 21/0.30	2 x 1.5	6.4	Black	Red, Black	30, 100
CM02/26	2 x 35/0.30	2 x 2.5	6.7	Black		30, 100

*The conductor specifications shown are representative configurations.

Actual cable strand may differ slightly, but will meet resistance values shown. Please refer to single core for resistance values.

CABLE

OCEANFLEX® CABLES

TINNED COPPER 3 CORE CABLES



Cores manufactured to ISO 6722-1:2011 (Class B) 105°C. Tinned Copper Conductors, PVC sheathed 70°C.



Part No	*Conductor Specification (mm)	Conductor Cross Section (mm ²)	Maximum Overall Diameter (mm)	Sheath Colours	Core Colours	Reel Sizes (Metres)
CM03/04	3 x 21/0.30	3 x 1.5	5.9	White, Black	Black, Green, Red	30, 100
CM03/05	3 x 35/0.30	3 x 2.5	7.4	Black		30, 100

*The conductor specifications shown are representative configurations.

Actual cable strand may differ slightly, but will meet resistance values shown. Please refer to single core for resistance values.

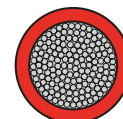
TINNED COPPER PVC BATTERY / WELDING CABLES



Single insulated extra flexible battery / welding cables designed for use in tough working environments.

Resistant to petrol, lubricating oils and diluted acids.

Tinned Copper Conductors, PVC insulated -30°C to 70°C.



Part No	*Conductor Specification (mm)	Conductor Cross Section (mm ²)	Maximum Overall Diameter (mm)	Maximum Resistance Per Metre at 20°C (Ohms)	Sheath Colours	Reel Sizes (Metres)
CM16	203/0.30	16	8.3	0.00126	Black, Red	10, 50
CM25	322/0.30	25	10.1	0.000792	Black, Red	10, 50
CM35	455/0.30	35	11.8	0.000564	Black, Red	10, 50
CM50	637/0.30	50	13.3	0.000403	Black, Red	10, 50
CM70	912/0.30	70	15.5	0.000281	Black, Red	10, 30, 50
CM95	684/0.40	95	17.9	0.000210	Black, Red	10, 30, 50

*The conductor specifications shown are representative configurations.

Actual cable strand may differ slightly, but will meet resistance values shown.